



# ASCRS

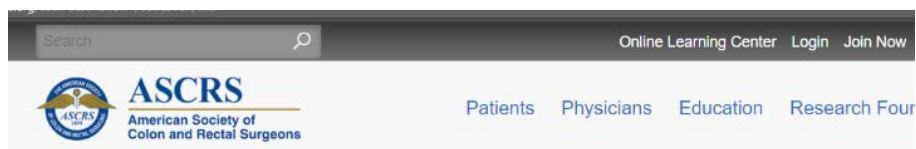
American Society of  
Colon and Rectal Surgeons

## How to Access CARSEP®

1. From the ASCRS home page, on the top bar, click on "Online Learning Center."



2. Login with your user ID and password. If you are already logged in, proceed to #3.



### Login



Already have an account? Log in below or use the tabs above if you have forgotten your username or password. If you are a new user, create a Nonmember Account tab to set up an account. For additional assistance, please contact us at (847) 290-9184 or [ascrs@f](mailto:ascrs@f)

Username \*

Password \*

3. You will be directed to the Online Learning Center home page. To access CARSEP, click on the CARSEP icon.

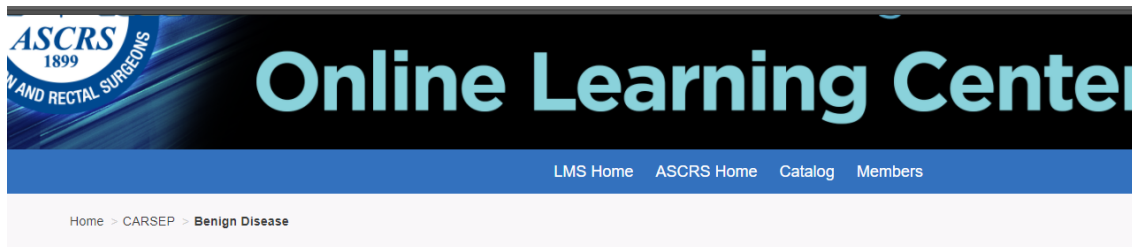
The screenshot shows the ASCRS Online Learning Center interface. On the left is a navigation menu with options like 'Home', 'Site pages', 'My profile', 'My courses', and 'Transcript'. The main content area includes a search bar, a welcome message, and descriptions of CREST and CARSEP. A yellow oval highlights the 'CARSEP IX' icon in the 'Courses' section. To the right, there are sections for 'CREST Weekly Curriculum', 'CREST Core Module', and a 'Calendar' for February 2018.

4. To start in a Pillar, click on the desired pillar from the “Current Courses” dropdown menu located in the blue navigation box on the left-hand side.

5. In the middle of the page, click on the box with the check mark next to the Pillar name.  
**Colon and Rectal Surgery Educational Program (CARSEP® IX)**

This screenshot shows the 'Miscellaneous' pillar page. The left navigation menu has 'Miscellaneous' selected, indicated by a yellow oval and arrow labeled '4'. The main content area features a 'Miscellaneous' header and a description: 'This pillar encompasses various topics that involve the operative, office, and non-clinical settings. Discussions regarding management, as well as minimally invasive approaches and care for the pediatric patient are included.' Below this, a 'Miscellaneous Pillar' section is highlighted with a yellow oval and arrow labeled '5', showing a checkmark icon next to the pillar name.

6. You will be directed to a new page. Click on the blue button that says “Attempt Quiz Now” in the center. This will take you to the quiz.



### Colon and Rectal Surgery Educational Program (CARSEP® IX)

To search for courses, please use the search box below.

Search courses:  Search

**Navigation**

- Home
- Site pages
- My profile
- Current course
  - CARSEP
    - Participants
    - Introduction
    - Miscellaneous
    - Pelvic Floor
    - Benign Disease**
    - Anorectal Disease

**Benign Disease Pillar**


Colon and Rectal Surgery Educational Program

Grading method: Highest grade

Attempt quiz now

Back to the course

7. If you made previous quiz attempts, you have the option to continue the previous attempt and see your past scores.



### Colon and Rectal Surgery Educational Program (CARSEP® IX)

To search for courses, please use the search box below.

Search courses:  Search

**Navigation**

- Home
- Site pages
- My profile
- Current course
  - CARSEP
    - Participants
    - Introduction
    - Miscellaneous**
    - Pelvic Floor
    - Benign Disease
    - Anorectal Disease
    - Malignancy
      - Preoperative (Includes Endoscopy)
      - Final Self-Assessment Exam
      - Certificate
    - Miscellaneous Pillar
  - My courses
  - Transcript

**Administration**

- Course administration

**Miscellaneous Pillar**

Colon and Rectal Surgery Educational Program

Grading method: Highest grade

#### Summary of your previous attempts

| Attempt | State   | Marks / 19.00 | Grade / 100.00 | Review                 |
|---------|---|---------------|----------------|------------------------|
| 1       | Finished<br>Submitted Friday, February 9, 2010, 10:23 AM  | 5.00          | 26.32          | <a href="#">Review</a> |
| 2       | Finished<br>Submitted Tuesday, February 13, 2010, 3:00 PM | 5.00          | 26.32          | <a href="#">Review</a> |
| 3       | In progress   |               |                |                        |

Highest grade: 26.32 / 100.00.

Continue the last attempt

Back to the course

8. **Helpful Tip: You can Navigate between pillars at any time using the blue Navigation box on the left-hand side or the buttons across the top of the page. If you click on one of buttons at the top of the page, the pillar will open in a new window.**
9. **Answer the question and click on the “check” button to see the correct answer with explanation and references.**

8

Miscellaneous Pelvic Floor Benign Disease (Includes IBD) Anorectal Disease Malignancy Perioperative (Includes Endoscopy)

If you want to review your answer, click the Check button.

Quiz navigation

1 2 3 4 5 6 7 8  
9 10 11 12 13 14 15 16  
17 18 19  
Finish attempt ...

To search for courses, please use the search box below.

Search courses:  Search

Navigation

Home

- ▶ Site pages
- ▶ My profile
- ▼ Current course
  - ▶ CARSEP
    - ▶ Participants
    - ▶ Introduction
    - ▶ **Miscellaneous**
    - ▶ Pelvic Floor

Question 1  
Correct  
Mark 1.00 out of 1.00

Flag question

A 67-year-old man with stage III colon cancer is undergoing the placement of a right subclavian port in order to adjuvant therapy. He is receiving monitored anesthesia with intravenous sedation. Because he has an allergy to Betadine, an alcohol-based antiseptic is used for skin preparation. While creating the skin incision with electrocautery, a cutaneous fire occurs.

Which of the following is the most likely causative factor?

Select one:

- A. Supplemental oxygen ✓
- B. Alcohol-based skin preparation
- C. Performing an upper body procedure
- D. Use of paper drapes

Check

**Correct Answer:**  
The correct answer is: Supplemental oxygen

**Explanation:**  
Surgical fires are a rare but potentially devastating complication of surgery and a significant source of malpractice claims. Operating room fires require the combination of a fuel source (such as alcohol in the preparation solution of cloth or paper drapes, and other potential sources), an oxidizing agent (such as supplemental oxygen or even air), and an ignition source (such as cautery or laser). Electrocautery is the ignition source in almost 95% of cases. Supplemental oxygen was the oxidizing agent in 95% of cases where a malpractice claim was filed. Monitored anesthesia with oxygen administered via an open system can ignite fires even at low oxygen concentrations. Conversely, alcohol or volatile skin preparations were involved in only 15% of claims that occurred during monitored anesthesia. Operating room fires tend to occur more frequently during procedures involving the upper airway or head and neck, but they can happen with procedures involving any part of the body. Endotracheal intubation and the

10

8

9

10. **To access the next question use the “Quiz Navigation” box on the left-hand side or click on the ‘Next’ button on at the bottom of the questions feedback.**

**References:**

1. Guyatt GH, Oxman AD, Schünemann HJ, Tugwell P, Knottnerus A. GRAD Journal of Clinical Epidemiology. *J Clin Epidemiol.* 2011;64(4):380-382.
2. Rafferty J, Shellito P, Hyman NH, Buie WD; Standards Committee of American Society of Colon and Rectal Surgeons. Standards Committee of American Society of Colon and Rectal Surgeons. Practice parameters for sigmoid diverticulitis. *Dis Colon Rectum.* 2006;49(7):773-780.
3. Dahm P, Yeung LL, Gallucci M, Simone G, Schünemann HJ. How to use a systematic review. *CMAJ.* 2009;181(2):472-479.

Next ← 10



11. Navigate to the next question and track your progress using the Quiz Navigation box on the left-hand side.
  - a. The question number you are working on will be identified by a circle around the number.
  - b. The questions you have answered incorrectly will be identified by a red box.
  - c. The questions you have answered correctly will be identified by a green box.
12. Once you've completed all the questions within the pillar, you must click on "Finish attempt..." in the Quiz Navigation box.

The screenshot shows a quiz interface. On the left, a blue 'Quiz navigation' box contains a grid of question numbers from 1 to 24. The number '1' is circled in white, and the 'Finish attempt...' button is circled in orange. An orange arrow points from the number '11' to the '1' in the navigation box. Below the navigation box is a search bar with the text 'To search for courses, please use the search box below.' and a 'Search courses:' label. On the right, a question card for 'Question 1' is displayed. It indicates the question is 'Not complete' and 'Marked out of 1.00'. The question text is: 'A 35-year-old woman with chronic back pain is being treated only with the use of laxatives. Colonoscopy is normal. Which of the following is the most appropriate next step?' The options are: A. High-fiber diet and laxative regimen, B. Biofeedback therapy, C. Sigmoid resection and rectopexy, and D. Total colectomy with ileorectal anastomosis. A 'Check' button is at the bottom of the question card.

13. Once you click on "Finish attempt...", you will be shown a summary of your quiz results.

## Colon and Rectal Surgery Educational Program (CARSEP® IX)

The screenshot shows the 'Quiz navigation' box with a grid of question numbers from 1 to 24. The 'Finish attempt...' button is visible at the bottom of the box. Below the navigation box is a search bar with the text 'To search for courses, please use the search box below.' and a 'Search courses:' label.

### Pelvic Floor Pillar

#### Summary of attempt

| Question | Status       | Marks |
|----------|--------------|-------|
| 1        | Not complete |       |
| 2        | Not complete |       |
| 3        | Not complete |       |

14. At the bottom of the screen you can return to the quiz to review your answers. To complete and submit your attempt, you must click on “Submit all and finish.”
15. You must have one attempt in each pillar submitted to access the final self-assessment exam.

|    |              |
|----|--------------|
| 20 | Not complete |
| 21 | Not complete |
| 22 | Not complete |
| 23 | Not complete |
| 24 | Not complete |



If you have any additional questions regarding the new Online Learning Center, please contact the ASCRS Education Department, [education@fascrs.org](mailto:education@fascrs.org).